

Notes:
- CORS Station locations obtained from NOAA National Geodetic Survey.

Creation Date: 4/1/2020	Print Date: 4/1/2020
Author: SRH	Job No: ISPK1907
PDF: Z:\ISPK 2019 Projects\ISPK1907 - CRS Application\440AMD\AMD7.pdf	
Map: Y:\Island Park\ISPK-1907\440AMD7.mxd	








WALDEN ENVIRONMENTAL ENGINEERING, PLLC
16 SPRING STREET
OYSTER BAY, NEW YORK
P: (516) 624-7200 F: (516) 624-3219
WWW.WALDENENVIRONMENTAL.COM

Incorporated Village of Island Park

Island Park, New York

CRS 442c - Benchmark Maintenance Map

Legends

-  Island Park SFHA (100% Coverage from 3 CORS stations)
-  Location of CORS Station
-  30 Mile Radius from SHK5 Station
-  30 Mile Radius from NYBP Station
-  30 Mile Radius from NYBR Station